



GROUP		Standby Power	Prime Power
Power	kVA	330	300
Power	kW	264	240
Engine Speed	rpm	1500	
Standard Voltage	V	400 / 230	
Power Factor	Cos Phi	0,8	

### Continuous Power

The maximum power which a generating set is capable of delivering continuously whilst supplying a constant electrical load. Average load can be 100%. The generator must not be overloaded.

### Standby Power

The maxpower available during a variable electrical power sequence, under the stated operating conditions, for which a generating set is capable of delivering in the event of a utilitypower outage or under test conditions for up to 200 hrs of operation per year under average of 70%load.Overloading isn't permissible.

### Prime Power

The maximum power which a generating set is capable of delivering continuously whilst supplying a variable electrical load. Average load should be 70%. The generator can be overloaded 10% for 1 hour per 12 hrs.

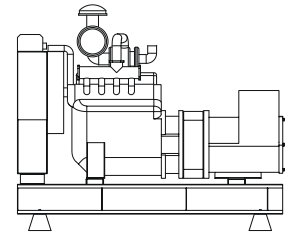
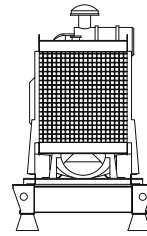
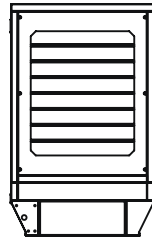
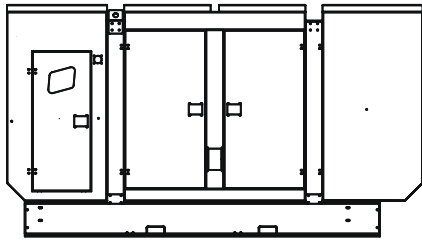
## Engine Properties

<b>Brand</b>		LAMBERT
<b>Model</b>		6D10D235A
<b>Standby</b>	<i>kW</i>	258
<b>Prime</b>	<i>kW</i>	235
<b>Cylinder Displacement</b>	<i>lt.</i>	9,7
<b>Number of Cylinders / Type</b>		6 / In line
<b>Bore x Stroke</b>	<i>mmxmm</i>	126x130
<b>Compression Ratio</b>		17:1
<b>Governor Type</b>		Electronic
<b>Idle Speed</b>	<i>rpm</i>	1500
<b>Aspiration</b>		Turbocharge, Intercooler
<b>Injection Type</b>		Direct Injection
<b>Cooling System</b>		Liquid Cooled
<b>Fuel Consumption%100</b>	<i>lt/h</i>	57,3
<b>Fuel Consumption%75</b>	<i>lt/h</i>	42,9
<b>Fuel Consumption%50</b>	<i>lt/h</i>	28,6
<b>Oil Capacity</b>	<i>lt.</i>	27
<b>Cooling Liquid Capacity</b>	<i>lt.</i>	45
<b>Voltage</b>	<i>V</i>	24
<b>Battery Capacity</b>	<i>A</i>	2x60

## Alternator Properties

<b>Output Voltage</b>	<i>V</i>	230/400
<b>Frequency</b>	<i>HZ</i>	50
<b>Automatic Voltage Regulation</b>	$\pm\%$	0,5
<b>Phase</b>		3
<b>Pole</b>		4
<b>Overload</b>		1 Hour %110
<b>Voltage Regulation</b>		$\pm\%1$
<b>Power Factor</b>	<i>Cos<math>\phi</math></i>	0,8
<b>Warning System</b>		Self Alert
<b>AVR Model</b>		SX460
<b>Total Harmonic Losing</b>		$\leq\%3$
<b>Connecting Type</b>		Star
<b>Protection Class</b>		IP 23
<b>Isolation Class</b>		H

## Diemensions



### Canopied

<b>L x W x H</b>	<i>mm</i>	3500x1200x1950
<b>Weight</b>	<i>kg</i>	TBA
<b>Fuel Tank Capacity</b>	<i>lt.</i>	365

### Open Set

<b>L x W x H</b>	<i>mm</i>	3000x1200xTBA
<b>Weight</b>	<i>kg</i>	TBA
<b>Fuel Tank Capacity</b>	<i>lt.</i>	365

## Standard Specification

Some standard equipments that TMG POWER provides with generator sets;

- 50°C cooland radiator
- Flexible fuelpipes and oil drain valve
- Engine jacket heater
- 4 pole synchronous type self-excited brushless alternator
- Battery and wires
- Entegrated fuel tank
- User and maintenance manual
- Oil and antifreeze
- Datakom D-300 controller
- Battery charger
- Electrical circuit diagram



- Diesel and gas genset support
- 400Hz operation support
- Downloadable languages
- Harmonic analysis of V & I
- Weekly operation schedule
- Dual mutual standby with equal aging of gensets
- Overload IDMT protection
- Current unbalance protection
- Fuel filling & fuel theft alarms
- Battery back-up real time clock
- Idle speed control
- Contactor & MCB drive
- Fuel filling counters
- Fuel consumption counter
- Automatic GSM geo-location
- Reverse power protection
- Free configuration program
- Mobile genset support
- 3 level configuration password
- Ip65 rating with optional gasket

## Optional Specification

Some Optional Equipments that TMG POWER provides with generator Sets;

- Auto refueling system
- Extra fuel tank , coil heaters
- Remote radiator
- Synchronization system
- Circuit breaker
- Special soundproof canopies
- Siesmic solutions
- Trailer
- Remote control panel
- Automatic transfer switch